

Service Instruction SI09-01PP September 22, 2009

Title:

PLANE POWER BRUSH INSPECTION/REPLACEMENT

Applicability:

C14-50 Model Alternators

Overview:


The C14-50 alternator requires an inspection for brush wear at 500 hrs or 5 year intervals. If brush length is less than .250 in. the brush assembly must be replaced.

Procedure:


1. Using a 10mm socket remove nut and the output post insulator.





1. Remove 3 screws holding rear cover and then remove cover.



2. Remove 4 screws holding the Brush assembly. (p/n 11-1043)
* The screws are 3 different lengths. Note their location for reassembly.



3. Remove Brush assembly and measure the amount of brush extending from the holder to the bottom of the arc. Minimum .250 in.



4. Replace or reinstall brush assembly and reassemble in reverse order.
 - a. Torque value for M6 output insulator nut is 35 in. lbs.
 - b. Torque value for all screws is 16 in. lbs.

***Threads for smallest screw in brush assembly are easily stripped. Take care not to exceed torque listed.**

